

PRE-TREATMENT REPORT

Clinic: RadOnc UChicago Medicine
5758 S Maryland Avenue
Chicago IL 60637

Plan: 1-2
Planned: 6/13/2016 8:13 PM mk
Measured: 6/14/2016 5:57 PM planning
Accepted: 6/14/2016 6:33 PM planning
Comments: QA accepted per UC VMAT critetia:
>95% measured gamma index (3%/3mm) <1 for all individul beams

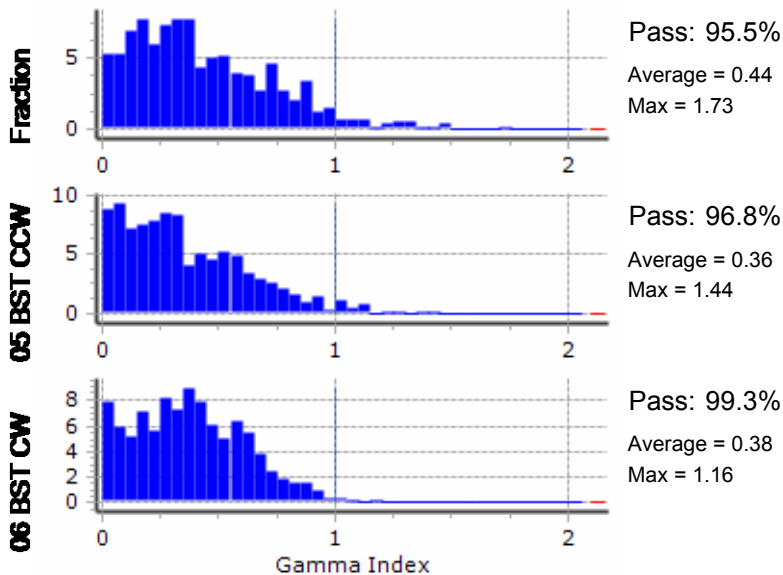
Treatment Summary

Radiation Device: UCTB_92
Temperature: 21.5 °C
Reference: Planned Dose

Beam	Gantry	Energy	Daily corr factor	Norm dose	Det within acceptance Dev	DTA	γ-index	Median dose dev
Fraction				235 cGy	87.2%	99.6%	95.5%	-1.4%
05 BST CCW	178° to 182°	6 MV	1.016	164 cGy	86.8%	93.2%	96.8%	-0.7%
06 BST CW	182° to 178°	6 MV	1.016	146 cGy	84.8%	97.3%	99.3%	-1.2%

Histograms

Reference: Planned dose



PRE-TREATMENT REPORT



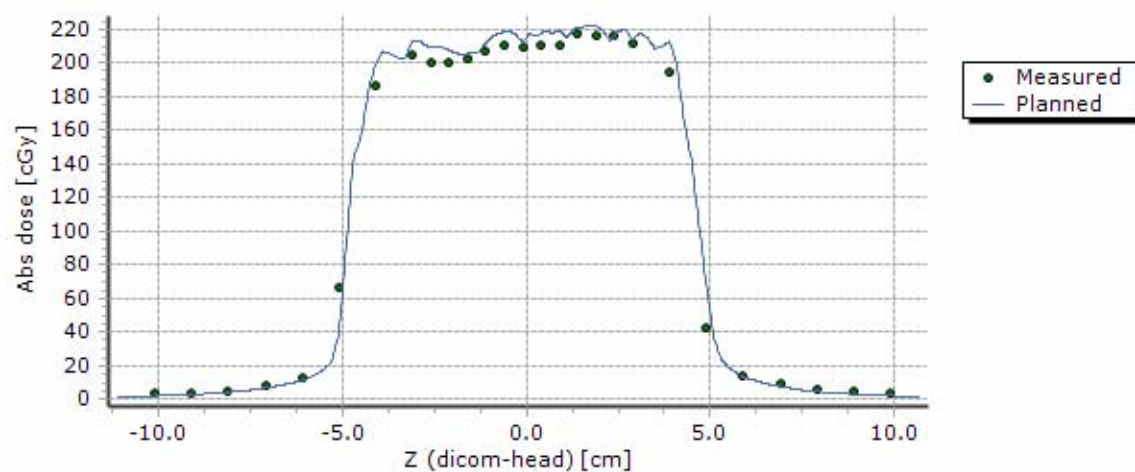
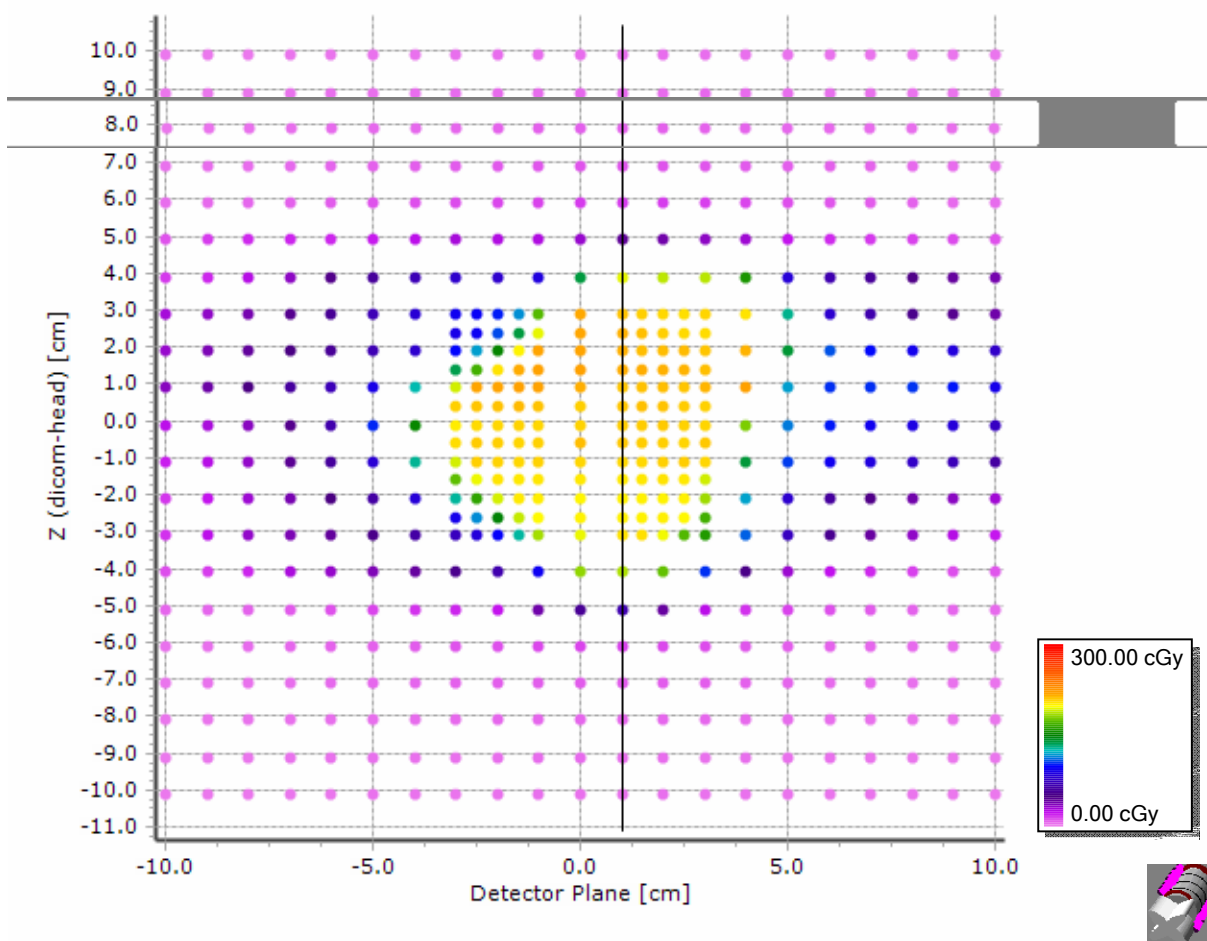
Parameter Definitions & Acceptance Criteria, Detectors

Parameter	Selected Detectors	Δ Dose	Δ Dist	Acceptance Limits
Dose Deviation	Dose from 10% to 500%	n.a.	n.a.	90% within $\pm 5.0\%$
Dist to Agreement	Gradient $\geq 1\%/mm$	n.a.	n.a.	90% with DTA ≤ 3.0 mm
Gamma Index	Dose from 10% to 500%	$\pm 3.0\%$	3.0 mm	95% with gamma < 1

PRE-TREATMENT REPORT



Absolute dose, Fraction



PRE-TREATMENT REPORT



Absolute dose, Fraction

