

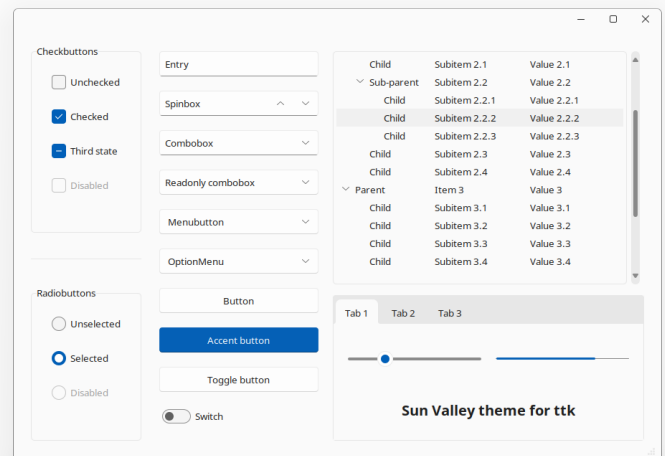
Sun Valley

ttk theme by rdbende

Copyright © 2020 Michael Gillett / Microsoft

Beautiful in every detail

Everything is precisely designed
for a stunning result



Design based on WinUI 2.6

The design is based on the
Sun Valley visual styles of WinUI 2.6

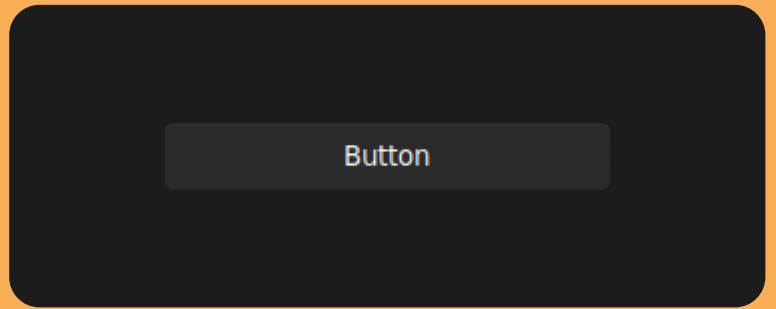
Free and open-source

The theme is licensed under the MIT license,
so you can use it for any project

See <https://opensource.org/licenses/MIT> for more information

Button

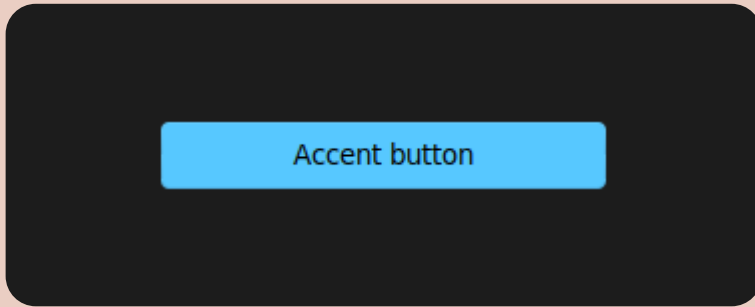
The buttons have a 1 pixel wide gradient border which I don't really like



Accent button

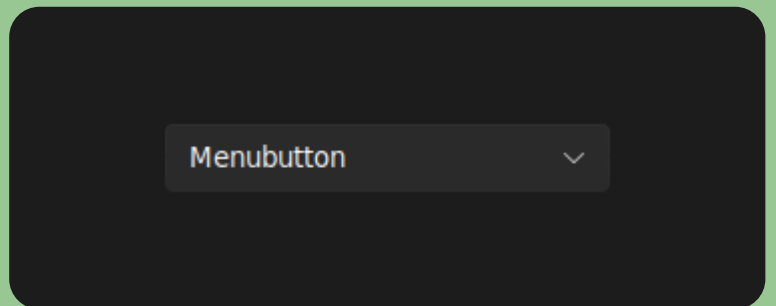
An 'Ok' button for example.
You can create it like this:

```
ttk.Button(..., style="Accent.TButton")
```



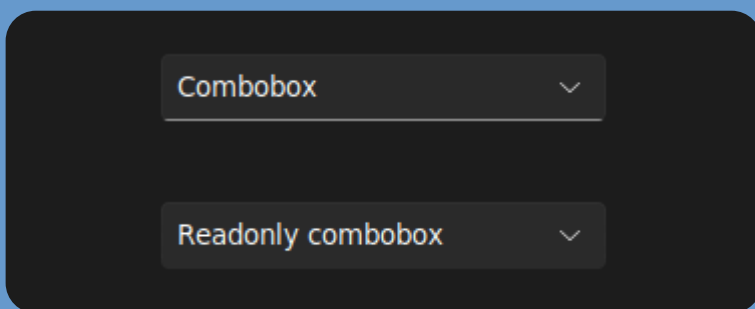
Menubutton

Its dropdown menu isn't ttk,
so it looks ugly :(



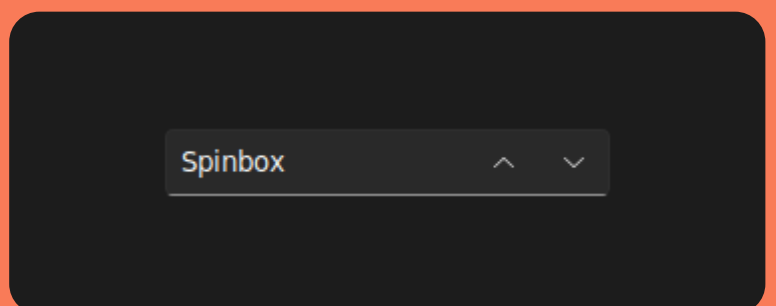
Combobox

Unfortunately the arrow hover effect
isn't possible (actually possible,
but it's somewhat weird)



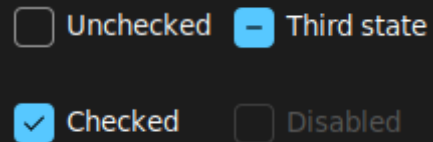
Spinbox

I really like this spinbox design



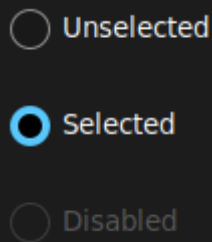
Checkbutton

Except for the Forest and Azure ttk theme, (both made by **me**) only this theme includes a third state for checkbuttons



Radiobutton

What should I say?
These are just radiobuttons.



Entry


This theme includes a invalid state for the entry widget, so if the validation is failed, you can make a visual warning

```
entry.state(["invalid"])
```

A dark rounded rectangle containing a single entry widget. The widget is a light gray rectangle with the word 'Entry' in a dark font.


Scale

Normally this widget would show, some kind of progress but it's **not** possible in tkinter



Scrollbar

This is a really nice scrollbar in my opinion





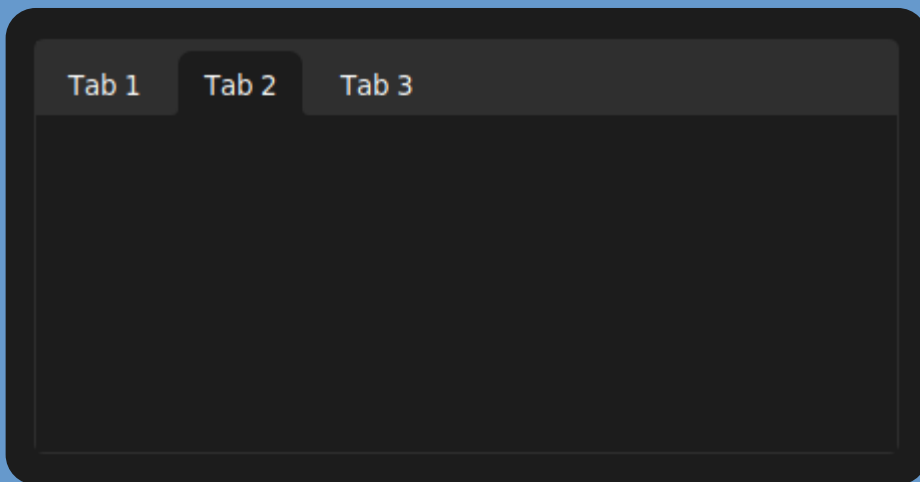
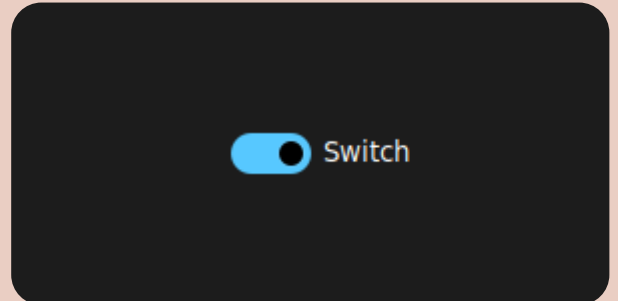
Progressbar

A really thin, but beautiful progressbar

Switch

The switch is actually just a **checkboxbutton** with switch style

```
ttk.Checkbutton(..., style="Switch.TCheckbutton")
```



Notebook

The notebook doesn't really look like the original, but I have a **good reason** for that, which you can read about below.

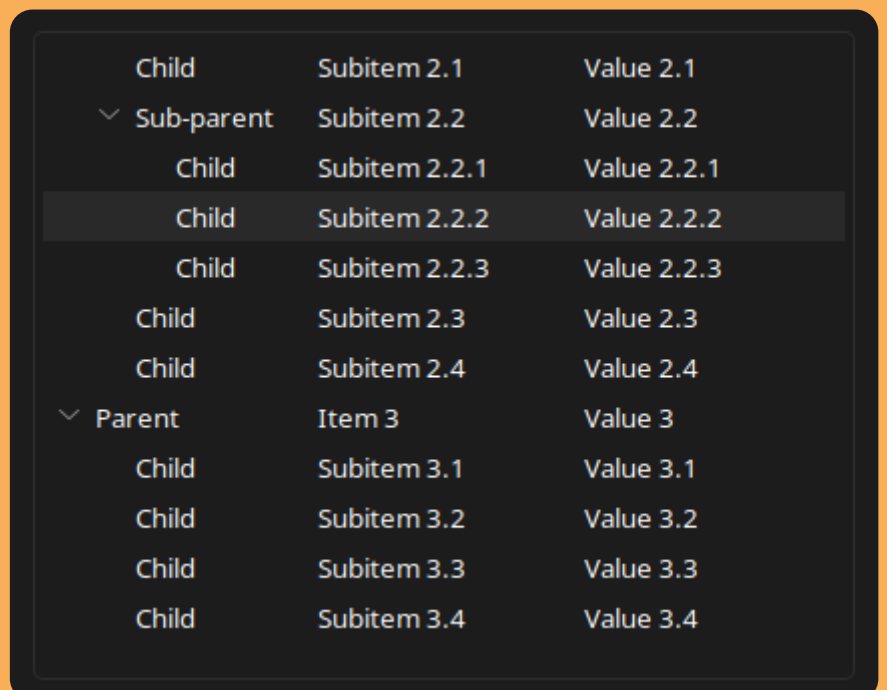
Anyways, I like this design

Treeview

A surprisingly nice treeview

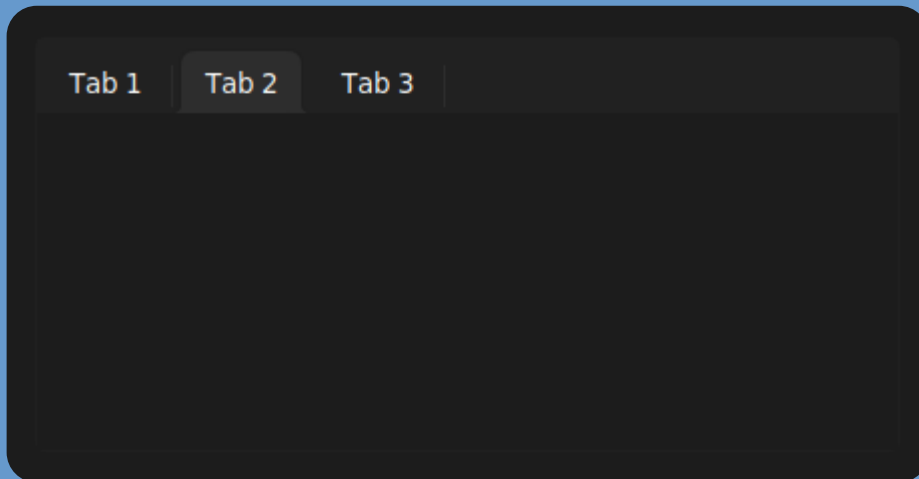
Since Microsoft's original design doesn't use the treeview headings, I recommend to hide them, if not needed.

```
ttk.Treeview(..., show="tree")
```



My notes

Notebook



The notebook originally looked like this, so there were separators between the inactive tabs.

In tkinter it looks very weird because it **isn't possible** to remove the separator next to the current tab. At least not by this theme.

Treeview

These rounded selections would be pretty nice, but it looks like Tk counts column '#0' as a separate row and therefore it duplicates the image, which is **awkward**

Child	Subitem 2.1	Value 2.1
✓ Sub-parent	Subitem 2.2	Value 2.2
Child	Subitem 2.2.1	Value 2.2.1
Child	Subitem 2.2.2	Value 2.2.2
Child	Subitem 2.2.3	Value 2.2.3
Child	Subitem 2.3	Value 2.3
Child	Subitem 2.4	Value 2.4
✓ Parent	Item 3	Value 3
Child	Subitem 3.1	Value 3.1
Child	Subitem 3.2	Value 3.2
Child	Subitem 3.3	Value 3.3
Child	Subitem 3.4	Value 3.4
✓ Parent	Item 4	Value 4
Child	Subitem 4.1	Value 4.1
✓ Sub-parent	Subitem 4.2	Value 4.2
Child	Subitem 4.2.1	Value 4.2.1